

Oct 12 Social Dance Program
 St. Stephens Church: Clifton Heights
 7:30PM

Warm-up dance:

MacDonald Saunter (5 x 32)

Music: Muriel Johnstone's Band: Dances with Difference Vol 1

Choreographer: Mary Brandon

Meter: 2/4

Formation: Couples around the room, holding nearer hands facing LOD.

Bars 1-4: Take 6 walking steps (or 3 skip change steps) forward in LOD, Cast away from partner with two walking steps (or one skip change) to face RLOD (CW)

Bars 5-8: Take 8 walking steps (or 4 skip changes) forward in RLOD. End facing partner. Women on the outside.

Bars 9-12: Turn R hand corner with the R hand with 8 walking steps or 4 skip changes

Bars 13-16: Turn partner with the left hand with 8 walking steps or 4 skip changes

Bars 17-20: with pas-de-basque steps balance forward and back twice

Bars 21-24: Turn corner with right hand with 8 walking steps or 4 skip changes.

Bars 25-28: Do si do corner (who is your new partner)

Bars 29-32: Get into ballroom position with new partner and polka (turning CW) in LOD.

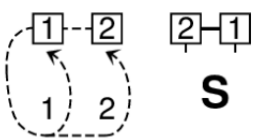
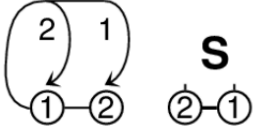
A WEE NOTHIN' (J8x32) 2C (4C set) Elaine Brunken Moments in Time

1-8 1s+2s dance RH across and LH across back to place

9-16 1L followed by 2L dances across top, behind Men with 1L dancing below 2M and across to 2nd place own side as 2L dances between 1M+2M and into 1st place own side. (Women pull L shoulder back) 1L+2L set (Men do not set back)

17-24 1M followed by 2M repeat bars 9-16. (men pull R shoulder back) 2134

25-32 2s+1s dance R&L (with polite turns)

A WEE NOTHIN'			8x32 J	
1 2 RA	1 2 LA			2 1 RL

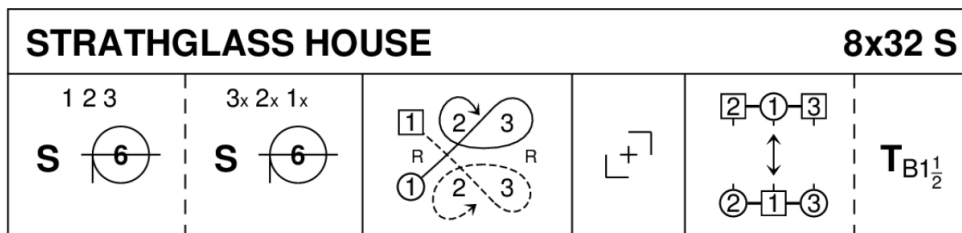
STRATHGLASS HOUSE (S8x32) 3C (4C set) Robert Bremner RSCDS Book 13

1-8 1s+2s+3s set and circle 6H round ½ way to the left, set and continue to circle 6H round back to place (left again)

9-16 1s Lead down below 2s, Cross & dance down round 3s, dance up between to top and cast 1 place (on opposite sides) to face 1st corners

17-24 Turn 1st corner RH, partner LH, 2nd corner RH and partner LH to end in 2nd place opposite sides

25-32 2s+1s+3s Adv&Ret for 2 steps each way and 1s turn 2H 1½ times to own sides. 213



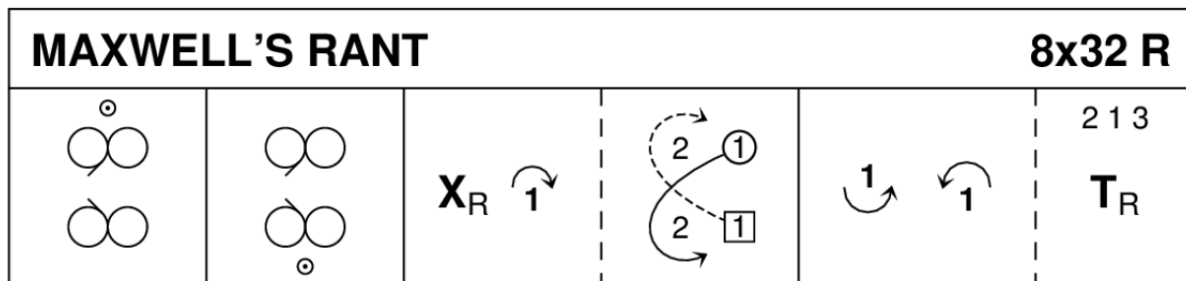
MAXWELL'S RANT (R8x32) 3C (4C set) David Rutherford RSCDS Book 18

1- 8 1s cross down to dance mirrorwise crossover reels of 3 on opposite sides

9-16 1s cross down to dance mirrorwise crossover reels of 3 on own sides

17-24 1s cross RH, cast to 2nd place and dance ½ Fig of 8 round 2s, who step up on 3&4

25-32 1s dance down between the 3s, cast up to 2nd place and 2s+1s+3s turn partners RH. 213



LADIES' FANCY (J8x32) 2C (4C set) RSCDS Book 13 **(to be danced in THREE COUPLE SETS)**

1- 8 1M turns 2L RH then turns partner LH 1½ times to end facing down with partner on RH and 2L on LH (2nd lady steps up at the end) (the two bars of the partner turn are done with crossed hands)

9-16 1M with 1L+2L dance down, turn right about and back to end in original positions

17-24 1s+2s dance RH across and LH back ending in center ready for...

25-32 1s+2s dance Poussette. 2 1

LADIES' FANCY				8x32 J	
			1 2 RA	1 2 LA	P
RSCDS Book 13 12			2C/4C longwise set		

MISS ELEANOR (S3x32) 3C Ann Dix RSCDS Book 49

1- 8 1s+2s+3s dance Mirror reels of 3 on OWN sides (1s in/down to start)
 9-16 1s set, cast (2s step up) and turn RH. 1L casts to 3rd place, 1M casts up to 1st place (2M steps down and 3L steps up)
 17-24 All dance 3 couple Bourrel:-
 ' 17-20 1M+3L also 2M+1L set advancing and 3/4 turn 2H to line up/down middle then pull back RSh turning to face own partners as 3M and 2L chase anticlockwise to face them
 ' 21-24 All set and turn 2H to own sides. 312
 25-32 3s+1s+2s circle 6H round and back

MISS ELEANOR		3x32 S	
	S	T_R	
Bourrel 		3 1 2 	
S T_{B₃}		S T_{B₄}	

Ann Dix, 2013, RSCDS Book 49.5

3C/3C longwise set.

THE BUCHAN EIGHTSOME REEL (R10x40) Sq.Set RSCDS Book 21

Part 1

1- 8 All dance 8H round and back
 9-16 All dance Grand Chain 1/2 way
 17-24 Ladies dance into centre and dance RH across with partners on their left (St Andrew's Cross) once round
 25-32 All dance Grand Chain 1/2 way (2 bars per hand)
 33-40 Men dance into centre with partners on their right and dance LH across once round

Part 2

1- 8 All circle 7H round and back with 1L in centre who sets (pas de basque or a highland step)
 9-16 1L sets to partner and turns RH (Elbow grip), sets to opposite Man and turns LH
 17-24 1L sets to M originally on her right and turns LH, sets to opposite M and turns RH
 25-40 1L dances reel of 3 with partner and opposite Man (RSh to partner) then dances reel with other Men (LSh to M on right),
 Repeat with 2L in centre then 3L, 4L, 1M, 2M, 3M and 4M

THE BUCHAN EIGHTSOME REEL					10x40 R
A 8	CHAIN		CHAIN		
B 7 1 inside					Repeat B with 2 then: 3 4 1 2 3 4 Then repeat A

RSCDS Book 21.8

4C/4C square set.

LIGHT AND AIRY (J8x32) 3C (4C set) William Campbell (c1790) RSCDS Book 4

1- 8 1s Set&Cast to 3rd place, Set&Cast back to top (2's 3's take hands and step up and down)
 9-16 1s lead down the middle and back finishing ready for allemande with 2s
 17-24 1s+2s dance Allemande (1s end facing 1st corners)
 25-32 1s turn 1st corners RH, partner LH, 2nd corner RH, partner LH to end in 2nd place own sides

LIGHT AND AIRY			8x32 J
S S		1 2 A	

William Campbell, 1790, RSCDS Book 4.5

3C/4C longwise set.

SIMON BRODIE (S8x32) 3C (4C set) J Young SCDs of the 18th Century

1- 8 1M+2L set advancing, turn 2H, 1L+2M repeat

9-16 1s lead down, cross below 3s and cast up to 2nd place opposite sides dance, R&L with the 2s (1 bar per hand) to end facing 1st corners

17-24 Set to and turn corners and end facing out the women's side, with first woman above her partner (on his left)

25-28 1s dance out between 2L and 3L cast round nearest Lady to meet in the middle, turn 2H to end facing Men's side Lady on Man's right

29-32 1s dance out between 2M and 3M cast round nearest Man to meet in the middle, turn LH to places

SIMON BRODIE				8x32 S		
			2 1x RL 1 bar/hand			

CLUTHA (R4x48) Sq.Set RSCDS Book 31

1- 8 1L+3M turn RH, dance round partner RSh to turn each other again RH ending in middle holding RH and partners LH

9-16 1s+3s Balance-in-Line, 1L+3M turn partners LH into the middle and Balance-in-Line again, turn partner LH to original positions

17-24 1s+3s dance R&L

25-32 1s+3s dance Ladies' Chain

33-40 All turn corners RH retaining hold and hold partner's LH to form a circle (Men facing out), all set and turn partner LH (4 bars) into prom hold

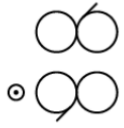


41-48 All dance round anticlockwise in prom hold to original positions

Repeat with 2L+4M, 3L+1M, 4L+2M

CLUTHA				4x48 R			
			1 3 T_L^{1/2}	1 3 B			1 3 RL
1 3 	ALL 	ALL 	ALL PROM anticlockwise				R 48 bars


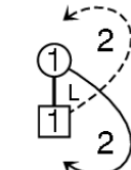
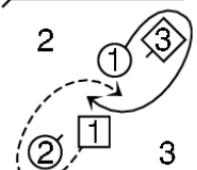

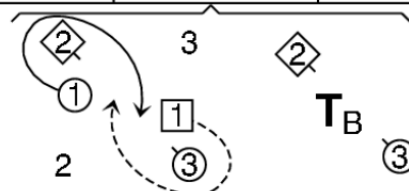
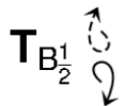
MAJOR IAN STEWART (J8x32) 3C (4C set) John Drewry RSCDS Book 35

- 1- 8 1s+2s ½ turn partners RH and dance RH across ½ way, 2s+1s full turn partner RH ending with 2s at top and 1s in 2nd place
- 9-16 2s+1s+3s dance reels of 3 on own sides (1L dances in and up as 1M dances in and down to start) and 1s end facing 1st corners; corners put LOOPS on the reels
- 17-24 1s dance 'Hello-Goodbye' setting ending with petronella turn to 2nd places
- 25-32 2s+1s+3s circle 6H round to the left for 6 steps, pivot to the left, and chase back to places. 213

MAJOR IAN STEWART				8x32 J	
1 2 T_R^{1/2} RA	2 1 T_R	2 1 3 	Hello-Goodbye S S S T ◊	2 1 3  6 slip steps Cross R foot over L & pivot	3x 1x 2x  Chase to 2 1 3

TRIPLE HAPPINESS (S3x32) 3C Yoshiki Oyama RSCDS Book 52

- 1- 8 1s Adv&Ret (1 step each) taking RH briefly, 1s ½ turn LH, cross down (giving LH) between 2s and cast up to place
- 9-16 1s+2s dance the Knot. 1s end facing 1st corners
- 17-24 Corners Pass&Turn with 1st corners, pass RSh, Repeat with 2nd corner and 1s pass RSh into 2nd place own sides (corners turn 2H in centre)
- 25-32 All chase clockwise ½ round to opposite sides, all ½ turn 2H, pull back RSh and dance out to own sides. (the last four bars is known as *half turn and twirl*)312

TRIPLE HAPPINESS			3x32 S		
 take R hands briefly		1 2 KNOT	Corners Pass & Turn 		3x 1x 2x T_B^{1/2} ◊
					










REEL OF THE 51ST DIVISION (R8x32) 3C (4C set) Atkinson RSCDS Book 13

1- 8 1s Set&Cast below 3s, lead up (RH) to face 1st corners

9-16 1s set and turn 1st corners RH to balance in diagonal line, set and 1s turn LH to face 2nd corners

17-24 1s set and turn 2nd corners RH to Balance-in-Line, set and 1s turn LH to 2nd place own sides

25-32 2s+1s+3s circle 6H round and back

THE REEL OF THE 51st DIVISION			8x32 R
S  	S  T_R B  T_L ^{1 1/4}	 S  T_R  B  T_L	2 1 3 

Jimmy Atkinson & Peter Oliver, 1940, RSCDS Book 13.10

3C/4C longwise set.

Waltz